

Tempo

Unmatched precision at very high speed





Where farming starts

60 years of facing agronomic challenges together with farmers all over the world makes us young in the business. But that has never stopped us from pushing the boundaries of agriculture - and it never will.

Finding new ways forward in an everchanging business, coming up with new innovations and presenting new solutions that simplify work and improve results for farmers is in our DNA.

That is what Väderstad always has done, and always will do.
Finding new solutions for a better tomorrow.



Maximise the potential of your crops

Every component on the Tempo planter is built to ensure the exact same start for all seeds. No matter the speed – no matter the field condition. The even seed placement results in a crop that matures at an even rate and is more likely to yield to full potential.





Unmatched precision

The Tempo planter delivers an exact seed spacing, even seed depth and no overlap planting on headlands.

On top of this, the planting precision is always the same irrespective of outside influences such as speed, vibrations, slopes or varying field conditions.

Working with positive air

The Tempo seed meter uses positive air pressure to make each single seed find its place on the rotating seed discs one by one. To ensure top performance, three speed independent singulators at the top of the seed meter remove any excess seeds.

Leaves nothing to chance

When the seed reaches the seed tube, the air pressure is cut off to accurately put the seed into the seed tube. Now the air pressure once again takes control and shoots the seed down to the soil. Since all seeds are granted the exact same transport time from the seed meter down to the seed furrow, precision is secured. At Väderstad, we call this PowerShoot technology.


Leaving the short seed tube, each seed is gently received by a stop wheel. This ensures optimal seed-to-soil contact at selected planting depth.

Advanced - but simple

The Väderstad Tempo's simplicity of design means that the seed is transported only using positive air pressure. No extra motors, or wear parts such as belts or brushes – just ease of use that allows you to focus on what matters most: growing your crops.



Highest precision in all dimensions



In-row precision

The Tempo seed meter, together with PowerShoot guarantees that each seed is placed one by one with extreme accuracy in the seed furrow.

By providing even plant spacings, without skips and doubles, Tempo delivers very high in-row precision. This means that all plants are granted the same growing conditions from the start.



Depth precision

The Tempo planter has a heavy-duty design, transferring high weight to the row units. Together with its components, this ensures a stable ride with maintained planting depth in all conditions.

The exact depth precision leads to an even germination, which in turn is crucial to grow strong and healthy crops with great yield potential.



End-of-row precision

Each row unit on the Tempo planter is electrically driven, enabling GPS-controlled individual row shut-off.

By eliminating overlaps on headlands and irregular field areas, potential yield losses are avoided at the same time as the input costs can be reduced by 5-10%. Tempo enables section control for seed, fertiliser and micro granulates.

The exact seed placement

When the seed leaves the seed tube, and get its first contact with soil, it is crucial to ensure optimal conditions for germination from the start. The shape of the furrow sets the conditions for future growth. When entering the soil, the seed requires contact to moist soil, without excessive air or dry topsoil. This is key to ensure a quick germination and even crop development.

Tempo optimises the seed furrow


With the PowerShoot system, the seed tube is kept thin. Due to this, Tempo manages to keep the seed furrow narrow. By moving less soil to create the furrow, the sidewall compaction is minimized. This both enhances the closing of the furrow, while also providing the roots with optimal conditions for growth.

The stop wheel ensures seed-to-soil contact

All planters place the seed in the furrow, but what happens next makes all the difference. If the seed is left unattended in the furrow, it risks being exposed to excessive air and dry topsoil, when the furrow is being closed. This in turn, will delay the germination.

Tempo leaves nothing to chance, ensuring the high precision of the seed meter is also carried through into the seed placement and growth conditions of the crop. Leaving the seed tube, the seed is instantly pressed into the furrow bottom by the stop wheel. Thereby the seed is surrounded by untouched, moist soil from the start.

This optimal seed-to-soil contact makes Tempo able to deliver a quick and even crop germination over the entire field.



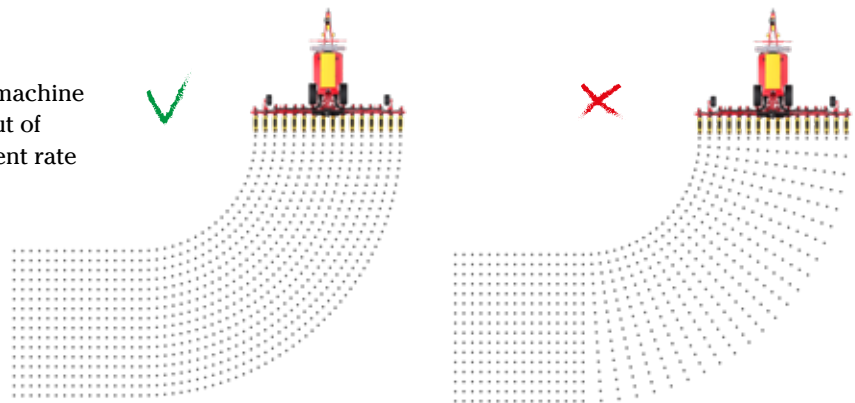


Optimized accuracy with next level automation

By upgrading the data processing capabilities of Tempo F, Tempo V and Tempo L, additional features to ensure accuracy in the field are unlocked. The optional features are auto singulation, curve compensation and active hydraulic downforce.

Curve compensation

Active sensors communicate when the machine is turning and adjust the metering output of each row unit to always ensure a consistent rate over the full planter width.



Auto singulation

With automatic motors on each row unit, the seed singulation is continuously monitored and optimized. This saves time and increases the productive time in the field.



Active hydraulic downforce enables furrow management

With the active hydraulic downforce system, Tempo instantly reacts to changes in soil conditions, always maintaining the set optimum row unit pressure. This provides all seeds the same conditions, and high growth potential.



Too low pressure

Optimum pressure

Too high pressure

Varying soil types and compaction layers poses challenges when setting the optimal row unit downforce. A too low pressure, risks causing a collapsed seed furrow and uneven planting depth. While a too high pressure may cause sidewall compaction that disturbs the root development, as well as makes the closing of the furrow harder.

The active hydraulic downforce option, let the driver set an optimal contact pressure between the Tempo row unit gauge wheels and the soil. This result is then kept automatically. To keep the optimal result in the field, each row unit will add or release downforce depending on the soil condition.

If the soil is harder at a certain field area, more force will be added to the row units when planting there. If the soil is lighter, force will be released from the row unit.

Since the system can both add- or release force to the Tempo row unit, it is able to handle a full range of field conditions, as well as adapt to the needs of different crops. The ability to release force, and thereby take away weight from the row units, is extra useful when planting small-seeded crops such as sugar beets at shallow planting depth.

Speed is not an issue

The Tempo seed meter stands out from the crowd. Thanks to the PowerShoot technology, which uses air pressure to maintain full control of the seed all the way down to the soil; gravity, vibrations and slopes are removed from the equation. Speed is not an issue for Tempo.





The value of high-speed planting

High-speed planting provides several benefits. Since a larger area can be covered with the same working width, while also improving precision, there are several ways to increase net profit.

1

When timing is everything

The ideal planting window is typically narrow. Some years extreme weather limits the time available even further. Planting within the optimum period provides perfect temperature and moisture for the planted crop. Any delay reduces the yield potential.



2

Increased field efficiency

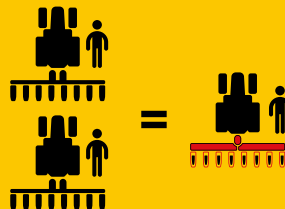
By planting with high speed the capacity of the planter increases. Allowing a smaller planter is able to cover the same area as a larger model. You benefit from an increased field efficiency, as well as lower horsepower requirements on the tractor.



3

One planter instead of two

High-speed planting means that more hectares can be covered with fewer row units. This drastically lowers input costs for the machine itself, but it can also save a tractor and driver in some cases.



PowerShoot



The key for high-speed planting

The patented PowerShoot technology makes the Tempo planter stand out from the crowd.

On traditional planters, the seed falls freely through the seed tube from the seed meter down to the soil. When vibrations arise as the speed increases, the seed bounces in the seed tube and much of the precision of the seed meter is lost. This is one of the reasons why many planters are limited to low planting speeds.

PowerShoot uses positive air pressure to shoot the seeds at 50km/h down the short seed tube. This gives the Tempo planter full control of the precision of each seed, from the seed hopper all the way down to the seed furrow.

Full control. Always

Tempo takes modern technology to the field. Each Tempo row unit is individually electric driven and the control system Väderstad E-Control seamlessly establishes a realtime communication between the planter, the tractor and you as a driver. The planter electronics constantly ensures performance and you benefit from user-friendly remote setup, as well as real-time monitoring and full control.





One by one. Creating success together

Each row unit has its own robust electric motor giving you full control of the output and performance of the planter. Calibration and adjustments can be done for the entire machine or for individual rows.

Compared with mechanically driven planters, the electrical drive additionally avoids problems with slipping drive wheels or problems with chains which result in an uneven metering.



E-Control – Full control at your fingertips

The modern iPad-based control system E-Control wirelessly connects to the Tempo planter enabling full access to its functions and data in real-time.

With a touch of a button you are able to adjust the fertiliser or seed rate, turn on and off individual row units or monitor the planting precision. Additionally, the user-friendly E-Control makes calibration and machine settings quick and simple.



Take precision to a new level

Having individually controlled row units and a control system completely designed to deliver the most out of the machine, opens up several ways to evolve precision and planting performance even further.



Row by row shut-off

To avoid overlap planting, saving seeds and inputs in irregular fields, each row unit can be shut-off one at a time. This can either be controlled manually or using GPS and ISOBUS Task Controller.



Easy-to-use tramlining

Tempo makes tramlining simpler and more reliable than ever before. The function is easy to setup with E-Control. When planting the field, Tempo automatically shuts off specific row units when needed to match the tyre tracks of the sprayer.



Individual calibration

Tempo is the obvious choice for seed growers. Since the row units are electric driven one by one, the same machine is able to plant multiple seed types with differing seed rates and varying row spacings. It is setup and monitored using E-Control.

Full versatility

An important feature of the Tempo planter is its ability to adapt to different requirements on the farm. By easily changing the row spacing, adjusting the number of row units or switching from one crop or field to the next, you are able to increase the usage and capacity of your planter even further.



Maize



Sunflower



Soya bean



Sorghum



Sugar beet



Cotton



Oilseed rape



Pumpkin

One machine – multiple crops

Maize, sugar beet, soya beans, sunflower, oilseed rape, cotton, sorghum and many more – Tempo is able to plant a full range of crops with excellent results.

By easily changing the row spacing and machine setup for different crops, Tempo offers high versatility on the farm. The result is increased efficiency and minimised machine costs per hectare. In some cases one Tempo can replace two machines on the farm.

Designed for quick operation

The main setup for switching between crops is to change the high performance seed discs in the row units. Changing the seed discs is easily carried out in a matter of seconds without the need of tools.

When emptying the hoppers and metering units from the previous seed, a smart emptying hatch ensures best results.

The Tempo high performance seed discs is made from composite plastic. This durable and cost-effective solution results in a maximised precision while the PowerShoot system doubles the seed disc working life by reducing friction.

Maximise precision in all conditions

Tempo is capable of planting with up to 325kg coulters pressure. This enables high-speed planting in a wide range of field conditions and tillage systems.

Thanks to the heavy-duty row unit and effective row cleaners, Tempo is able to deliver perfect results in all conditions.



Exact working depth in all conditions

To maintain accurate row unit pressure in all conditions, the Tempo models can be equipped with hydraulic weight transfer. By enabling both positive and negative pressure, it is possible to ensure the best start possible for a wide range of seed types in differing field conditions. The hydraulic weight transfer is easily controlled via the control system E-Control on the go from the tractor cab.

High speed floating row cleaners

To ensure exact row cleaning results adapted to individual field conditions, all Tempo models can be fitted with floating row cleaners. The parallel mounted row cleaner is fitted with a self-cleaning rubber wheel, enabling it to precisely follow the field surface. With optimised working angles, the floating row cleaners are designed to perfectly match the speed and precision of the Tempo planter.

High-speed fertiliser placement

To place fertiliser with precision together with planting provides a supply of nutrients where the seed needs it the most. This increases yield and fertiliser efficiency, while also reducing passes on the field. All Tempo models can be equipped to apply granular fertiliser, while the Tempo L also has the option of liquid fertiliser.

Heavy-duty fertiliser coulters

Tempo can be equipped with a fertiliser hopper and high-speed disc fertiliser coulters. The fertiliser can be placed according to need, both sideways and depth wise.

The fertiliser coulters are spring-loaded and can apply a force up to 150kg. This increases the fertiliser efficiency and raises the yield potential, while also reducing passes on the field.

Section control saves fertiliser

The Tempo fertiliser metering enables sectional shut-off on most models with some models even on individual rows. This maintains the correct application on irregular fields and provides equal conditions for the plants.

Optimised yield with variable rate

Electric motors enable variable fertiliser rate, offering higher yield with the same amount of fertiliser.

Both the fertiliser coulters as well as the row units can be adjusted to desired row spacing on the frame.



Precise micro granulate application

The micro granulate kit allows for a pesticide, slug pellet or starter fertiliser to be placed with precision while planting. The micro granulate can be placed either on top of the seed in the seed furrow or on the field surface.

The row-mounted micro granulate hoppers, utilizes individual electric drive on each micro granulate meter to enable row-by-row shut-off of the micro granulate, together with the seed and fertiliser. This saves input cost and maximises results.

As a high-capacity option for larger Tempo models, the central micro granulate kit offers fast filling, precise metering, and half-machine shut-off.



The rollers are easily changed without any need for tools.





Tempo R 4-6

Tempo R 4-6 is a mounted high-speed planter available with 4 or 6 row units, and fertiliser metering as option. The rigid frame benefits from minimal weight and reduced maintenance without compromising on excellent precision.




With easily adjustable row spacing, it is possible to plant numerous crops with the same machine, enabling greater usage.

Designed for multiple crops

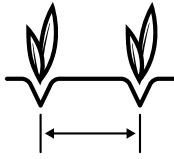
Tempo R has a frame designed to enable simple setup of row spacing and number of row units. With six rows, the machine can be configured to 450 or 500mm row spacing, while the four-row version can be adjusted to 700, 750, 762 or 800mm.

Easy to manoeuvre


Tempo R is mounted on the tractor's three-point linkage, making it easy to manoeuvre in the field. Without the need of a front hopper, the attached fertiliser hopper takes up little space when stored. You benefit from small turning radius on headlands and convenient transport between fields.



4-6



450-800mm



>70hp



70 litre

High precision – robust design



Tempo R can be equipped with a 1200 litre fertiliser hopper and disc fertiliser coulters.



The 3 metre wide Tempo R is mounted on the tractor's three-point linkage, making it easy to manoeuvre in the field.

Tempo T 6-7

Tempo T is a mounted high-speed planter available with 6 or 7 row units, and fertiliser metering as an option. The telescopic frame allows for unprecedented precision, while at the same time making the machine very easy to handle and transport.



One machine – multiple crops

The frame of Tempo T is equipped with a heavy-duty telescopic wing retraction, making it possible to adjust the frame width to fit different crops. When changing the frame width, the row spacing and number of row units can be easily adjusted. As an example, Tempo T is able to plant maize using 6 rows at 750mm, sunflower or soybeans using 7 rows at 600mm and oilseed rape using 6 rows at 500mm.

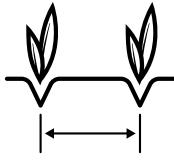
The obvious choice for seed growers

The individually electric driven Tempo row units offer great possibilities for high precision seed planting.


The same machine is able to plant multiple seed types with differing seed rates and varying row spacings. The telescopic frame makes adjusting the machine to your demands very easy.



6-7



500-800mm



>100hp



70 litre

Telescopic precision



Tempo T has a transport width between 3.3 and 3.5 metres. This gives a small turning radius and convenient transport.



Tempo T can be equipped with a 1200 litre fertiliser hopper and disc fertiliser coulters.

Tempo F 6-8

Tempo F is a trailed high-speed planter, available with 6 or 8 row units and fertiliser application as an option. The placement and design of the support wheels maintain the seed depth in all conditions which ensures an even crop.



Tempo F offer very high fertiliser capacity with individual row shut-off, resulting in maximised uptime and fertiliser savings.

Impressive depth control

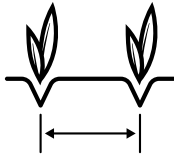
To ensure optimal depth control, Tempo F is equipped with hydraulic support wheels, mounted between the row units, avoiding any tilting in hilly conditions. The wide tyre profile maintains the working depth irrespective of soil type. The large diameter ensures a smooth ride at high speeds, improving planting precision.

High precision planting for every farm


Tempo is designed to fit most tractors. It has a low hydraulic requirement, self-sufficient electric power and requires low draught force. Tempo F has the option to equip the planter with a PTO driven fan, reducing the dependency of the tractor whilst still maintaining high precision planting.



6-8



700-800mm

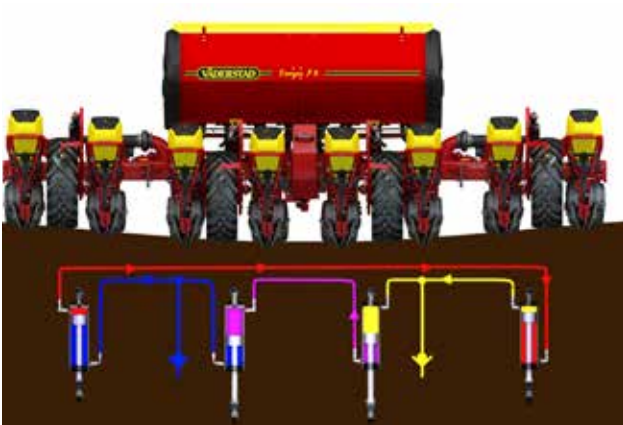


>100hp



70 litre

Performance and precision



The wheels on Tempo F 8 are coupled as a hydraulic bogie unit – walking tandem. This ensures an even load on all wheels, giving a smoother ride on uneven ground.



A trailed planter puts less weight on the tractor, leading to minimal soil compaction. The benefit of this is a healthy soil structure and an even crop emergence.

Tempo V 6-12

Tempo V is available with 6 to 12 row units, including odd numbers. The ability to use the same machine for multiple crops often means that two traditional planters can be replaced. This increases usage and lower the hectare costs.




Tempo V has an open frame design making it easy to adjust the row spacing to suit numerous seed types grown on the farm. The result is increased productivity and lower costs. As an example, you could start the season by planting sugar beet at 500mm row spacing, followed by maize at 750mm row spacing and finally in the autumn plant oilseed rape at 450mm row spacing.

Quick change

Tempo V can be altered from 12 rows to 8 rows in less than one hour. A row unit trolley facilitates the work and makes storage easy.

Great mobility


All Tempo V models are vertically folded to 3 metre transport width. The machine is mounted on the tractor's three-point linkage, making it easy to manoeuvre in the field. In the field, this results in short turning radius on headlands and convenient transport.



6-12



450-800mm




>100hp



70 litre

Maximum versatility



WideLining automatically adapts the row spacing to the wheel tracks of the liquid manure spreader, without lowering the number of seeds planted on the field.



In combination with the front hopper FH 2200, Tempo V is able to combi-drill fertiliser at high speed.

Tempo R 12-18

Tempo R 12-18 is a rigid, mounted high-speed planter with fertiliser metering as an option. With easily adjustable row spacing, it is possible to plant numerous crops with the same machine, enabling greater usage.



The three-point linkage provides excellent manoeuvrability and short headlands. Additionally, a rigid frame benefits from fewer moving parts, minimal weight and reduced maintenance without compromising the excellent precision Tempo R offers.


Multiple crops with one machine

Tempo R has a frame designed to enable simple setup of row spacing and number of row units, including odd numbers. The row spacing on the 18 row Tempo R 18 can


be set down to 450mm, while the 12 row model can be configured between 700 to 800mm. This results in more hectares per season and consequently lowers costs.

Transport wheels for wider models


Equipped with optional transport wheels and drawbar, Tempo R 12 and Tempo R 18 can be easily transported between the fields on the farm. Despite the wide working width, the transport width fits under 3 metres.



12-18



450-800mm



>250hp



70 litre

Robust capacity



The front mounted fertiliser hopper FH 2200 enables high precision combi-drilling.



Equipped with transport wheels and a drawbar, Tempo R 12-18 can be easily transported between fields.

Tempo L 8-24

Tempo L is a trailed high-speed planter with an enormous capacity. Tempo L doubles the capacity of a traditional planter. Most importantly, the crop is established with higher precision.



Tempo L can be equipped to place fertiliser together with planting. Depending on the model, either a 3000 or 5000 litre granular fertiliser hopper is available. The fertiliser is metered via the high capacity metering system, Fenix III. The metering capacity for fertiliser is up to 350kg/ha at 15km/h. The electric driven Fenix III has the capability to adapt the fertiliser rate to varying field conditions by using a variable rate system. In addition, Tempo L can be equipped with a liquid fertiliser system, with a 2000 litre hopper. The high capacity fertiliser system maintains the high precision even at high speed.

Perfect depth control

Tempo L is equipped with hydraulic wing pressure which transfers weight from the inner section of the machine to

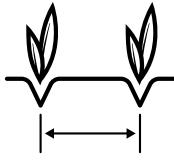
its outer wings. This enables Tempo L to respond to any irregularities on the field and ensure an even emergence.

Telescopic wheel axle


To ensure the transport wheels follow the row spacing, Tempo L can be fitted with a telescopic wheel axle which is easily adjusted from the cab. So whatever the row spacing, the transport wheels can be adjusted to always run between the seed rows. The wheel axles are easily set to 3 metre width for transport.



8-24



450-800mm



>150hp



90 litre

Enormous capacity – superior precision



A 3000 litre hopper for granular fertiliser is available as a compliment to the 5000 litre hopper on the top-capacity models. In addition, Tempo L can be equipped with a 2000 litre hopper for liquid fertiliser output.



Despite its enormous capacity on the field, Tempo L folds to 3 metre transport width.

Tempo L 8-32 with Central Fill

Tempo L 8-32 with Central Fill is the top-capacity range of the high-speed Tempo L planter family. By handling seeds and fertiliser in a central hopper, the productivity is maximised on the field.



Tempo L with Central Fill is built with a clear focus – maximise the planting capacity and precision. The Central Fill system works as a pressurized system, constantly feeding the high precision Tempo seed meters at the row units. When the seeds have been delivered to the seed meters, the patented PowerShoot technology ensures excellent high-speed planting precision.

With- or without fertiliser

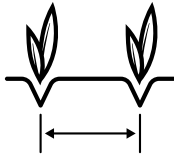
To fit different farming needs, Tempo L with Central Fill, is available with or without fertiliser output. The seed-only models are equipped with a central 3 000 litre hopper for seeds, while the seed and fertiliser models utilize a 7 200 litre hopper with two compartments: 2 200 litres for seed, and 5 000 litres for fertiliser.

Perfect depth control


Tempo L with Central Fill is equipped with hydraulic wing pressure, which transfers weight from the inner section of the machine to its outer wings. This enables the machine to respond to any irregularities on the field and ensure an even emergence.




8-32



375-800mm



>150hp



3000 litre
2200+5000 litre

Capacity and precision maximised



Tempo L with Central Seed Fill benefits from the same PowerShoot metering system as all Tempo planters, ensuring exact precision at very high speed.



The fertiliser is metered via the high-capacity metering system, Fenix III, with a capacity up to 350kg/ha at 15km/h.

FH 2200

The front-mounted fertiliser hopper FH 2200 enables high precision combi-drilling. The 2200 litre hopper is equipped with the electric Fenix III metering system and is suitable for large capacity and high working speeds on the field.



FH 2200 delivers a measure of fertiliser distribution that takes full advantage of the capacity of the Tempo planter.

Next generation precision metering

FH 2200 is equipped with the user-friendly and easily accessible metering system, Fenix III. It is able to handle high rates, up to 250kg/ha at 15km/h. Together with its powerful hydraulic fan, FH 2200 ensures an even fertiliser distribution also at high working speeds. One important feature of Fenix III is the soft feed rotor that seals the

metering system, reducing the air requirement and in turn saves fuel.

Large and easy to fill hopper

The sloping front design of the front hopper, gives the driver good visibility. The wide opening and built in step makes it easy to fill. As an option, the FH 2200 can be equipped with extra weight packages. This places additional weight on the front wheels of the tractor, increasing its traction.

High capacity fertiliser output



The Fenix III metering system is designed for precise metering reliable performance and easy maintenance.



The sloping front design gives the driver good visibility. The wide opening and built in step makes it easy to fill.

Väderstad E-Control – New generation control system

The iPad-based control system Väderstad E-Control wirelessly connects to the Väderstad machine enabling full access to its functions and data. You benefit from user-friendly remote setup and calibration, as well as real-time monitoring and control.



The portable office

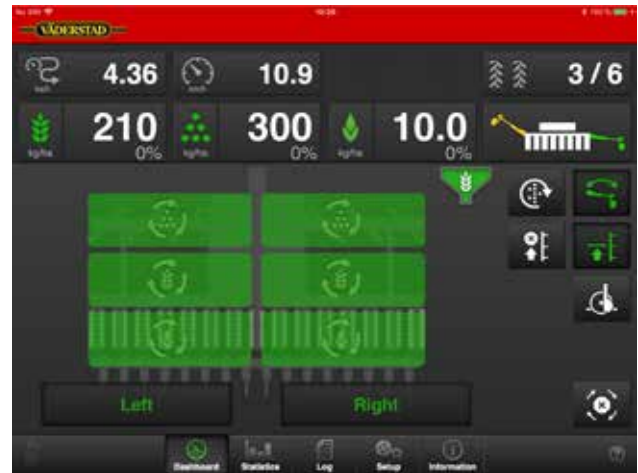
Väderstad E-Control is a fully portable control system ready to be used when and where it is required. When calibrating the Väderstad machine, you can take the portable iPad out of the tractor and control the calibration from outside.

When your day is over you can take the iPad to the office and start planning the next days work.



State of the art graphics

The high-resolution iPad-display presents all the information clearly. The outstanding graphics make every function easier to utilise.



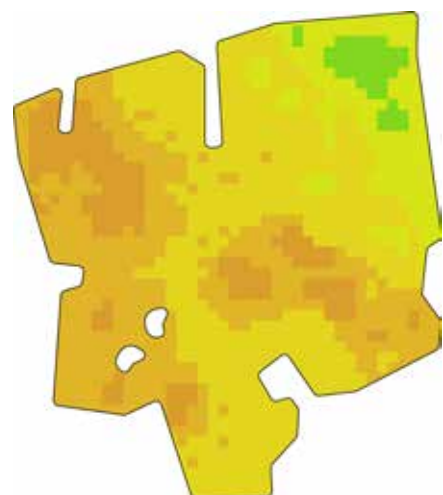
Since Väderstad E-Control is used for many planters and seed drills in the Väderstad range, the same iPad can be used for multiple machines on the farm.

Always up to date

At Väderstad, we find it very important to support and service all our customers to the fullest. Therefore, all E-Control software updates are easy to download free of charge. With E-Control, you are always sure to benefit from the latest technology and the newest innovative solutions from Väderstad.

Combined control with ISOBUS Task Controller

Using Väderstad E-Control together with an ISOBUS terminal allows for automatic GPS section control and variable seed rate. A list of terminals compatible with ISOBUS Task Controller can be found on our web page vaderstad.com by searching for ISOBUS.



Accessories



Granular fertiliser kit

Complete fertiliser kit including hopper and disc coulters, to ensure great working results in all conditions.



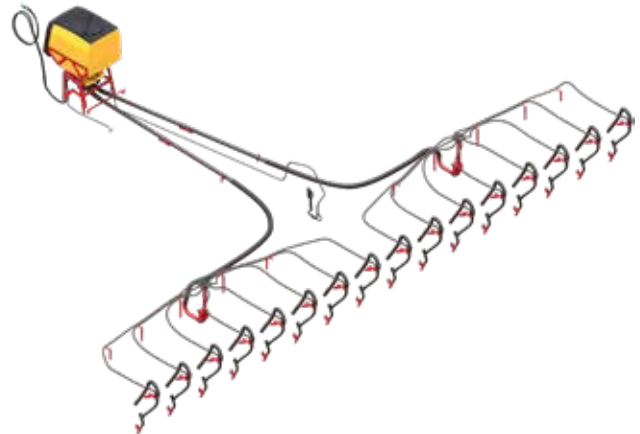
Liquid fertiliser kit

Liquid fertiliser kit for high precision output either in- or besides the seed row. Available for Tempo L 8-24.




Micro granulate kit

Used to place either a starter fertiliser, slug pellet or pesticide with precision in or on top of the seed furrow.



BioDrill 500 - Micro granulate kit

Central 500-litre distribution system, to place a starter fertiliser, slug pellet or pesticide. Available for Tempo L 8-24 and Tempo L 8-32 with Central Fill.



Hydraulic weight transfer

Maintains the row unit pressure and seed depth at all times. Can apply either positive or negative pressure.



Floating row cleaners

Recommended when planting in plant residues. Mounted on a parallel linkage for precise field contouring.




Seed tube with seed sensor

Seed tube with 16 or 22mm diameter. The 22mm is adapted for large seeds such as large beans.



Closing wheels

Tempo can be equipped with five different types of closing wheels - 25mm, 50mm, pointed, spiked or treaded.



Small seeds kit

Adjustable closing wheels, spring loaded stop wheels and air grid for small seed crops, such as oilseed rape and sugar beet.



Elevated air intake

To be used in conditions with airborne debris. Fits most Tempo models.



Stabiliser disc

Hydraulic disc for stability in hilly conditions. Available for Tempo V and Tempo L.



PTO pump

To enable lower tractor hydraulic requirements, Tempo L can be equipped with a PTO pump.

	TPT 6	TPT 7
Number of rows	6	7
Row spacing (mm)	450/457/500/ 508/550/600/ 650/700/750 762/800	500/550/600
Working width (m)	2.7-4.8	3.5-4.2
Transport width (m)	3.36-3.5	3.36-3.5
Transport height (m)	3.2	3.2
Weight Seed only (kg) min-max	1400-1700	1750-2250
Weight with fertiliser hopper (kg) min-max	1900-2200	2000-2500
Volume seed hopper per row (l)	70	70
Volume micro granulate hopper per row (l)	17	17
Fertiliser hopper (l)	1200	1200
Oil flow requirement (l/min)	60	60
Draught requirements (hp)	100-200	100-200
Hydraulic requirements (seed and fertiliser)	2-3 DA+FR	2-3 DA+FR

	TPF 6	TPF 8
Number of rows	6	8
Row spacing (mm)	700/750/ 762/800	700/750/ 762/800
Working width (m)	4.2-4.8	5.6-6.4
Transport width (m)	3.0-3.3	3.0-3.3
Transport height (m)	3.0-3.2	3.4-3.8
Weight Seed only (kg) min-max	2000-2700	2700-3400
Weight with fertiliser hopper (kg) min-max	2700-3300	3400-4200
Volume seed hopper per row (l)	70	70
Volume micro granulate hopper per row (l)	17	17
Fertiliser hopper (l)	1275	1700
Oil flow requirement (l/min)	90	90
Draught requirements (hp)	100-200	140-250
Hydraulic requirements (seed and fertiliser)	1-4 DA+FR	1-4 DA+FR

	TPV 6	TPV 7	TPV 8	TPV 9
Number of rows	6	7	8	9
Row spacing (mm)	700/750/ 762/800	600	450/457/500 508/700/762 800	600/750
Working width (m)	4.2-4.8	4.2	3.6-6.4	5.4-6.8
Transport width (m)	3.0	3.0	3.0	3.0
Transport height (m)	3.0	3.0	3.0-4.0	4.0
Weight Seed only (kg) min-max	1700-2200	1800-2400	1900-2700	2100-3000
Weight with fertiliser hopper (kg) min-max	-	-	-	-
Volume seed hopper per row (l)	70	70	70	70
Volume micro granulate hopper per row (l)	17	17	17	17
Fertiliser hopper (l)	-	-	-	-
Oil flow requirement (l/min)	60	60	60	60
Draught requirements (hp)	100-150	100-150	150-200	150-200
Hydraulic requirements (seed and fertiliser)	2-3 DA+FR	2-3 DA+FR	2-3 DA+FR	2-3 DA+FR

	TPV 10	TPV 11	TPV 12
Number of rows	10	11	12
Row spacing (mm)	600/750/756	600	450/457/ 500/508
Working width (m)	6.0-7.6	6.6	5.4-6.1
Transport width (m)	3.0	3.0	3.0
Transport height (m)	4.0	4.0	4.0
Weight Seed only (kg) min-max	2300-3200	2400-3200	2500-3600
Weight with fertiliser hopper (kg) min-max	-	-	-
Volume seed hopper per row (l)	70	70	70
Volume micro granulate hopper per row (l)	17	17	17
Fertiliser hopper (l)	-	-	-
Oil flow requirement (l/min)	60	60	60
Draught requirements (hp)	180-250	180-250	180-250
Hydraulic requirements (seed and fertiliser)	2-3 DA+FR	2-3 DA+FR	2-3 DA+FR

	TPR 4	TPR 6	TPR 12	TPR 18
Number of rows	4	6	12	18
Row spacing (mm)	700/750/ 762/800	450/457/ 500/508	700/750/ 762/800	450/457/ 500/508
Working width (m)	2.8-3.2	2.7-3.0	8.4-9.6	8.2-9.1
Transport width (m)	3.0	3.0	8.1 (700) 9.1 (750/762/800)	8.1(450/457) 9.1 (500/508)
Transport height (m)	1.9-2.8	1.9-2.8	2.1-3.5	2.1-3.5
Weight Seed only (kg) min-max	1100-1400	1400-1700	2800-3300	3700-4400
Weight with fertiliser hopper (kg) min-max	1600-1900	1900-2200	-	-
Volume seed hopper per row (l)	70	70	70	70
Volume micro granulate hopper per row (l)	17	17	17	-
Fertiliser hopper (l)	1200	1200	-	-
Oil flow requirement (l/min)	60	60	60	60
Draught requirements (hp)	70-100	70-100	250-300	300-530
Hydraulic requirements (seed and fertiliser)	1-2 DA+FR	1-2 DA+FR	1-2 DA+FR	1-2 DA+FR
	TPL 8	TPL 10	TPL 12	TPL 16
Number of rows	8	10	12	16
Row spacing (mm)	700/750/ 762/800	750	450/457/500/ 508/559/700/ 750/762/800	700/750/762
Frame width (m)	6	7.2	6.0/9.8	10.8/12.0
Working width (m)	5.6-6.4	7.5	5.4-9.6	11.2-12.2
Transport width (m)	3.0	3.0	3.0	3.0
Transport height (m)	4.0	4.0	4.0	4.0
Weight (kg) min-max	5600-7500	5900-7900	6100-9200	7500-12000
Volume row unit mounted seed hopper (l)	8x90	10x90	12x90	16x90
Seed volume Central Fill (l)	3000	3000	3000	3000/2200
Fertiliser hopper (l)	3000	3000	3000/5000	5000
Volume micro granulate hopper per row/BDA 500 (l)	8x30	10x30	12x30	16x30/500
Oil flow requirement (l/min)	110-140	110-140	110-200	140-230
Draught requirements (hp)	150-200	180-230	200-250	300-350
Hydraulic requirements (Seed only)	4 DA+2 FR	4 DA+2 FR	4 DA+2 FR	4 DA+2 FR
Hydraulic requirements (seed and fertiliser)	5 DA+2 FR	5 DA+2 FR	5 DA+2 FR	5-6 DA+2 FR
	TPL 18	TPL 24	TPL 32	
Number of rows	18	24	32	
Row spacing (mm)	450/457/ 500/508	450/457/ 500/508	350/375/ 381	
Frame with (m)	8.3/9.8	10.8/12.0	12.1	
Working width (m)	8.1-9.1	10.8-12.2	12.0-12.2	
Transport width (m)	3.0	3.0	3.85	
Transport height (m)	4.0	4.0	4.25	
Weight (kg) min-max	7200-10500	8400-13500	11000-12800	
Volume row unit mounted seed hopper (l)	18x90	24x90	-	
Seed volume Central Fill (l)	3000	3000/2200	3000	
Fertiliser hopper (l)	3000/5000	5000	-	
Volume micro granulate hopper per row/BDA 500 (l)	18x30/500	500	-	
Oil flow requirement (l/min)	140-200	140-260	170	
Draught requirements (hp)	250-350	300-350	350-400	
Hydraulic requirements (Seed only)	4 DA+2 FR	4 DA+2 FR	5 DA + 2 FR	
Hydraulic requirements (seed and fertiliser)	5 DA+2 FR	5-6 DA+2 FR	-	
	FH 2200			
Metering system	Electrical Fenix III			
Transport width (m)	2.7 (hopper 2.4)			
Transport length (m)	1.6			
Fertiliser hopper (l)	2200			
Weight empty hopper (kg)	600			
Hydraulic requirements	1 DA+1 FR			
Electronics	E-Control/ Gateway			
Front linkage	CAT 2			

DA=Double acting FR= Free return

Reliable and durable farm machinery



*2-year warranty on
Väderstad seed drills,
planters and tillage
equipment.*



*Lifetime manufacturing
warranty on all genuine
Väderstad discs.*



Where farming starts